



better teachers make better students™

DEWAN DEVI PLAYWAY SCHOOL

RAJPURA MANGOTRIAN, JAMMU

SYLLABUS FOR CLASS –JR.KG (SESSION:- 2023-2024)

Name:.....

Parentage:

**WEIGHTAGE OF MARKS ASSIGNED I
EVALUATION (E1)**

EVALUATION	WRITTEN MARKS	HAND WRITING MARKS	TOTAL MARKS
E1	25	05	= 30 MARKS
E2	25	05	= 30 MARKS
E3	25	05	= 30 MARKS

LANGUAGE:- ENGLISH

**BOOKS
PRESCRIBED**

- 1. Letters and Sounds (Book 1)
- 2. Letters and Sounds (Book 2)

**I Evaluation EI
Month OF April To**

August



1. ACTIVITY

- Revision Of Capital Letters A to Z
- Revision of alphabets through flashcards.
- Small Letters a to z

BOOK ACTIVITIES

Find each small letter sticker in the sticker sheet. Stick it in the correct place.


- Circle the letter sound you can hear in the picture's name.
- Write the missing capital letters.
- Write the missing letters.
- Write the first letter of each

	<p>picture.</p> <ul style="list-style-type: none"> • Write the small letters. • Write the capital letters (Book 2 Page No 5 to 13) • Introduction of vowels a,e,i,o,u • Recognition of vowels through flashcards and also write the vowels on the fingers tips of the children So , that they can speak aloud.
ORAL	<ul style="list-style-type: none"> • Alphabets A to Z
RHYMES	<ul style="list-style-type: none"> • Jack and Jill • Hot Cross Buns • Twinkle Twinkle Little star
CONVERSATION	<ul style="list-style-type: none"> • How are you? • What are you doing? • Which date is today? • Which day is today?
MYSELF	<ul style="list-style-type: none"> • I am a girl/boy. • My name is..... • I read in Jr.kg class.
4	

SEASONAL FRUIT	Three lines on “Mango”
CONCEPTS	<ul style="list-style-type: none"> • Big / Small
	<ul style="list-style-type: none"> • Hot / Cold
Activity	<ul style="list-style-type: none"> • Concept of Big and Small by using objects.
	<ul style="list-style-type: none"> • Concept of Hot and Cold by using cold and luke warm water.
TONGUE TWISTER	Up / Down
BOOK READING	Book 1 Page No 7, 13, 15, 19, 25, 31, 37, 43, 49

II Evaluation E2

Month of September To November

	<ul style="list-style-type: none"> • Revision of capital letters A to Z
	<ul style="list-style-type: none"> • Revision of small letters a to z
	<ul style="list-style-type: none"> • Write combined letters from Aa to Zz
ACTIVITY	<ul style="list-style-type: none"> • Introduction of vowels a, e, i, o, u
BOOK ACTIVITY	<ul style="list-style-type: none"> • Circle the vowels in the words

PAGE NO.15	below.
BOOK ACTIVITY PAGE NO.16	<ul style="list-style-type: none"> • The words in each flower have the same vowel write the vowel in the center of the flower.
WORD FAMILIES	<ul style="list-style-type: none"> • at word family (Page No.16 to 25) • Match each picture to the correct word write the missing letter then write the complete word. • an word family • et word family • en word family
ACTIVITY	<ul style="list-style-type: none"> • Book 2 (Page No 15 to 25)
	<ul style="list-style-type: none"> • Fruits Name with their pictures (apple, mango, pear, kiwi, fig) • Colours Name with their pictures (red, blue, black, green, pink)
RHYMES	<ul style="list-style-type: none"> • Head, Shoulder, knees and toes • Ring A Ring Of Roses • Five little Ducks
CONVERSATIO N	<ul style="list-style-type: none"> • How are you? • What are you doing? • Which date is today?
6	

	<ul style="list-style-type: none"> • Which day is today? • What is your name? • Are you boy or girl? • How old are you? 	
MYSELF	<ul style="list-style-type: none"> ➤ I am a boy / girl ➤ My name is ➤ I read in jr.kg class ➤ I am four years old <p>I read in Dewan Devi Playway School</p>	
TONGUE TWISTER	<ul style="list-style-type: none"> ➤ Bears & Bugs 	
CONCEPTS WITH ACTIVITIES	<ul style="list-style-type: none"> ➤ Heavy / Light ➤ Thick and Thin 	Distinguish the things with the help of objects.
BOOK READING	Book 1 (Page no. 55,61,67,73,79,85,91,97,103	
	III Evaluation E3 Month of December to February	
	<ul style="list-style-type: none"> • Revision of word families (at, an, et and en) 	
7		



**BOOK ACTIVITIES
PAGE NO 26 TO 39
& 48**

- Word families (in word family)
- Match each picture to the correct word.
- Word families(it word family)
- Find the sticker with the correct letter.
- Word families (og word family)
- Write the missing letter.
- Word families (ot word family)
- Find the sticker with the correct letter.
- Parts of body with their pictures eyes, ears, nose, legs and lips.
- Means of transport with their pictures bus, car, van, jeep and train

RHYMES


- Ten In The Bed
- Mary Had A Little Lamb
- Ten Little In The Bed

STORY


The lion and the mouse (By using puppets)


**SENTENCE
STRUCTURE**

What is your father's name?
What is your mother's name?
My contact number is

	My brother's name is My sister's name is
CONCEPTS	Near / Far (Through Games) Outside / Inside
TONGUE TWISTER	Red blood Blue Blood
BOOK READING	BOOK 1 PAGE NO.109,115,121,126,130,134,138,142,146
विषय :- हिन्दी	
	पुस्तक स्वर ज्ञान मधुर ध्वनि
अप्रैल से अगस्त महीने के लिए पाठ्यक्रम	
पहला सत्र	
	<ul style="list-style-type: none"> ● वर्णमाला अ से ज्ञ तक
	<ul style="list-style-type: none"> ● चित्र पहचान कर ,चित्र के प्रथम अक्षर पर () कीजिए। (Page no.8)
	<ul style="list-style-type: none"> ● अक्षर को चित्र से मिलाए। (Page no.9)
9	

	<ul style="list-style-type: none"> ● चित्र पहचानकर सही वर्ण पर गोला करो ।
	<ul style="list-style-type: none"> ● चित्र देखकर सही अक्षर लिखो ।
	<ul style="list-style-type: none"> ● वर्णों को जोड़कर शब्द बनाओ। जैसे :- ट+ब =टब
	<ul style="list-style-type: none"> ● लयात्मक शब्द
	<ul style="list-style-type: none"> ● दो वर्णों वाले दस शब्द चित्रो सहित लिखो । जैसे :- टब/नल
	<ul style="list-style-type: none"> ● चित्र देखकर सही शब्द लिखो।
	<ul style="list-style-type: none"> ● चित्र देखकर रिक्त स्थान भरो ।
	<ul style="list-style-type: none"> ● चित्र देखकर सही शब्द से मिलान करो ।
	<ul style="list-style-type: none"> ● श्रुतशब्द
पुस्तकवाचन क्रमसंख्या	<ul style="list-style-type: none"> ● 2 से 15
क्रिया कलाप	<ul style="list-style-type: none"> ● 14 और 16
कविताएँ	<ul style="list-style-type: none"> ● स्वर गीत ● गरमी का मौसम ● रेलगाड़ी
बातचीत विषय	<ul style="list-style-type: none"> ● मेरा नाम ___ है। ● मैं जूनियर.के.जी कक्षा में पढ़ता / पढ़ती हूँ । ● मैं चार साल का / की हूँ ।
10	

	<ul style="list-style-type: none"> ● मेरी पाठशाला का नाम दिवान देवी पाठशाला है।
जटिल उच्चारण	<ul style="list-style-type: none"> ● कच्चा , पक्का
दूसरा सत्र	
सितंबर से नवम्बर के महीने के लिए पाठ्य क्रम	
	<ul style="list-style-type: none"> ● वर्णमाला अ से ज्ञ तक
	<ul style="list-style-type: none"> ● दो वर्णों वाले दस शब्द चित्रो सहित लिखो । जैसे :- टब/नल
	<ul style="list-style-type: none"> ● वर्णों को जोड़कर शब्द बनाओ। जैसे :- क+म+ल=कमल
	<ul style="list-style-type: none"> ● लयात्मक शब्द
	<ul style="list-style-type: none"> ● तीन वर्णों वाले दस शब्द चित्रो सहित लिखो। जैसे :- कमल/कलश
	<ul style="list-style-type: none"> ● चित्र देखकर रिक्त स्थान भरो ।
	<ul style="list-style-type: none"> ● सही शब्द चुनकर वाक्य पूरे करो । ● सही अक्षर भरो। (page no.23)
	<ul style="list-style-type: none"> ● बारहखड़ी आ की मात्रा।
	<ul style="list-style-type: none"> ● आ की मात्रा वाले दस शब्द चित्रों सहित लिखो।
	<ul style="list-style-type: none"> ● अंगों के नाम चित्रों सहित लिखो। जैसे :-नाक,कान,हाथ,बाल,गाल
क्रिया कलाप	<ul style="list-style-type: none"> ● रंगों के नाम चित्रों सहित लिखो । जैसे:-लाल ,काला ,हरा

	<ul style="list-style-type: none"> • श्रुतशब्द
पुस्तकवाचन क्रमसंख्या	<ul style="list-style-type: none"> • 17 से 21
कविताएँ	<ul style="list-style-type: none"> • सर्दी आई • रेलगाड़ी • सवेरा
जटिल उच्चारण	<ul style="list-style-type: none"> • पीतल के पतीले में पपीता पीला पीला
तीसरा सत्र	
दिसंबर से फरवरी के महीने के लिए पाठ्य क्रम	
	<ul style="list-style-type: none"> • वर्णों को जोड़कर शब्द बनाओ। जैसे :-अ+ज +ग+र=अजगर
	<ul style="list-style-type: none"> • चार वर्णों वाले दस शब्द चित्रों सहित लिखो ।
	<ul style="list-style-type: none"> • खाली स्थान भरो ।
	<ul style="list-style-type: none"> • सही शब्द चुनकर वाक्य पूरे करो ।
	<ul style="list-style-type: none"> • वर्णों को ठीक क्रम से लिख कर शब्द बनाओ। (Page no.30)
	<ul style="list-style-type: none"> • सब्जियों के नाम चित्रों सहित लिखो । जैसे :-मटर , पालक ,अदरक गाजर ,कटहल ।
	<ul style="list-style-type: none"> • यातायात के साधनों के नाम चित्रों

	सहित लिखो । जैसे :-बस ,कार,नाव
	<ul style="list-style-type: none"> • श्रुतशब्द
पुस्तकवाचन क्रमसंख्या	<ul style="list-style-type: none"> • 24 से 29
कविताएँ	<ul style="list-style-type: none"> • बगिया • सवेरा • होली आई
बातचीत विषय	<ul style="list-style-type: none"> • हमारा राष्ट्रीय फूल कौन सा है ? • हमारा राष्ट्रीय पक्षी कौन सा है ? • हमारा राष्ट्रीय खेल कौन सा है ? • हमारा राष्ट्रीय फल कौन सा है ? • हमारा राष्ट्रीय झंडा कौन सा है ?
कहानी	<ul style="list-style-type: none"> • चींटी और कबूतर
जटिल उच्चारण	<ul style="list-style-type: none"> • जो हँसेगा वो फसेगा, जो फसेगा वो हँसेगा.....

SUBJECT:- MATHS
I Evaluation E1
Month of April to August



- Forward sequence from 0 to 100.

- Backward sequence from 10 to 0.

- Table of 2(Dodging)

- Count and Write

- Count the animals in each box. Tick the box that match the number.

- Count the flowers . Circle the correct number.

- Count & write the correct number

- Count the insects in each box. Write the number .

	<ul style="list-style-type: none"> ● Count tick the box that matches the number. 	
	<ul style="list-style-type: none"> ● Count the objects .Circle the correct number. 	
Activity	<ul style="list-style-type: none"> ● Count the objects. 	
	<ul style="list-style-type: none"> ● Count the objects in each box .Write the number. 	
	<ul style="list-style-type: none"> ● Look at the picture carefully count and write. 	
	<ul style="list-style-type: none"> ● Match each number with the correct box. 	
	<ul style="list-style-type: none"> ● Count and Write 	
	<ul style="list-style-type: none"> ● Count Write the correct number. 	
	<ul style="list-style-type: none"> ● Count forward from 1 to 10.Say each number aloud .Trace the dotted line to help the boy collect the flowers.(Page no.6 to 54) 	
	<ul style="list-style-type: none"> ● Colour shapes and more 	
Presorting	<ul style="list-style-type: none"> ● Big/Small (Page no.60&61) 	
Maths Concepts	<ul style="list-style-type: none"> ● Inside/Outside (Page no 62 & 63) 	
	<ul style="list-style-type: none"> ● Long/Short (Page no.66 & 67) 	
Shapes	<ul style="list-style-type: none"> ● Circle / Triangle /Square 	

Activity

- Bring material related to shapes.

II EVALUATION E2**Month of September to November**

- Forward sequence from 101 to 150.

- Backward sequence from 20 to 0.

- Table of 2 & 3 (Dodging)

- Number names from 1 to 7.

- Addition (Single digit)(Page no 120 to 125)

Activity

- Addition with the help of objects.

Book

- Page no 55 to 88

Maths Concepts

- More/Less
- Empty / full
- One / Many

Shapes

- Star/ Heart/Rectangle

III EVALUATION E3**Month December to February**

- Forward sequence from 151 to 200.

- Backward sequence from 30 to 0.

	<ul style="list-style-type: none"> • Table of 2 ,3 & (Page no 46 ,4 (Dodging) 	
	<ul style="list-style-type: none"> • Number names from 1 to 15. 	
Activity	<ul style="list-style-type: none"> • Trace the >,< or = sign (Page no.119 to 121) 	
	<ul style="list-style-type: none"> • Addition (+), Subtraction (-) (Page no.126 to 128) 	
Book	<ul style="list-style-type: none"> • Page no .89 to 117 	
Concepts	<ul style="list-style-type: none"> • Thick/Thin (Page no.74) • Heavy / Light (Page no. 76) • Near / Far (Page no. 78) 	
Shapes	<ul style="list-style-type: none"> • Oval(Page no 52 & 53) • Semi- Circle (Page no.56) • Review (Page no.58) 	
SUBJECT:- E.V.S(ORAL)		
I Evaluation EI		
Month OF April To August		
BOOKS PRESCRIBED	OUR WORLD	
LNO.1	Ouch, Ouch,Ouch	
Activity	Page no.13,14,15,18,20	
LNO.2	Where are the Keys	
Activity	<ul style="list-style-type: none"> • Name the objects which you see in your bedroom e.g 	
17		

	<p>bed,cupboard,pillow,bedsheet(From Book)</p> <ul style="list-style-type: none"> • Name the objects when you see in your kitchen e.g gas stove,wash basin,refrigerator,stool(From Book) • Name few places /shops near your neighbourhood e.g temple,shop,market.(From Book) <p>Book Activities (Page no.32,33,34,35,36)</p>	
LNO.3	<ul style="list-style-type: none"> • Tara's New Friends 	
	<ul style="list-style-type: none"> • Name your best friend in your class • Name your best friend in your neighbourhood . • Name five places which you like to go with your friend. • Name two activities that show you are a good friend. • Book Activity (Page no.43,46 , 47) 	
II Evaluation E2		
18		

Month OF September To November

LNO.1

- The Twins at School

Activity

- Book Activities (Page no.53 to 57)

LNO.2

- At the Park

Activity

- Book Activity (Page no.63 & 65)

LNO.3

- The Smiley Salad

Activity

- Book Activities (Page no.72 to 81)

III Evaluation E3

Month OF December To February

LNO.1

- Who Am I ?

Activity

- Book Activities (Page no.90,91,94,96,97,98,99,102)

LNO.2

- The Train Journey

Activity

- Book Activities (Page no. 110,111,114,115,116,117)

LNO.3

- The Very Hot Day

Activity

- Book Activity (Page no.123 &124)

SUBJECT:- I.Q(ORAL)

I Evaluation E1

Month OF April To August

- Where do you live?
- In which country do you live?
- Who is the Prime Minister of India?
- Which festival is coming on ?(Baisakhi)
- When do we celebrate Independence Day?
- How many days are there in a week?
- What is the name of your Principal?
 - What is the name of your class teacher?

II Evaluation E2
Month OF September To November

- Which is our National tree?
- Which is our National bird?
- Which is our National game?
- Which is our National flag?
- Which is our National animal?
- Which is our National fruit?
- Which is our National flower?

III Evaluation E3

Month OF December To February

- Which is the festival of lights?
- Which is the festival of colours?
- When do we celebrate Republic Day?
- When do we celebrate Independence Day?
- When do we celebrate Gandhi Jayanti?
- Who is also known as Bapu?
- What is the colour of Santa's dress?

CO-CURRICULAR ACTIVITIES AND CELEBRATION FOR JR.KG CLASS

I Evaluation(E1) Month OF April To August

Colour's Concept Activity

- | | |
|---|--|
| <ul style="list-style-type: none"> ➤ Red,Blue,Yellow Review ➤ Activity | <ul style="list-style-type: none"> ➤ With the help of objects and things ➤ According to Book (Page no.14&15) |
|---|--|

II Evaluation (E2)

Month OF September To November

- | | |
|--|--|
| <ul style="list-style-type: none"> ➤ Green,Orange | <ul style="list-style-type: none"> ➤ With the help of objects and |
|--|--|

e,Pink,Purple
Review

things
➤ According to Book (Page
no.24&25)

III Evaluation (E3)

Month OF December To February

➤ Black &White
Review

➤ With the help of objects and
things
➤ According to Book (Page
no.32&33)

➤ Grey &Brown
Review

➤ With the help of objects and
things
➤ According to Book (Page no.38
&39)

Revision of all colours

CLASS ACTIVITY

WEEKLY TEST SHALL BE HELD ON THURSDAY

**Engl
ish**

1st Thursday
of every
month

English recitation ,reading
skill,writing skill,tongue twister

**Hin
di**

2nd Thursday
of every
month

English recitation ,reading
skill,writing skill,tongue twister

**Mat
hs**

3rd Thursday
of every
month

Table oral,recognize
number,understand counting
order,write number correctly ,

		construct shapes,puzzles.
E.V. S	4th Thursday of every month	Nature and study,E.V.S through picture,book reading,activity
	Ist Saturday of every month	Quiz,I.Q oral,Music ,Health status ,games